

DASH

Modern Desk Line

Sleek, durable and affordable. This is Dash, a modern desk line that features mix and match components and contemporary lines. Organize your space with unlimited configurations that enhance any modern office environment. Perfect for contemporary private offices or open workspaces, Dash can also integrate with our Interra panel system. It allows for easy installation and quick plug-and-play accessibility with its discreet power trough. Any way you work, Dash works with you.

friant.com/dash






WORKSURFACES



PAINT



ELECTRICAL / TECHNICAL

- Powered & non-powered credenzas
- Available with 4-circuit hardwired power or 1-circuit plug in power
- Discreet power troughs for easy access to power and clean aesthetic

GENERAL DIMENSIONS

Available dimensions for specific items may vary

Tabletops

- W: 48", 54", 60", 66", 72", 78"
- D: 24", 30", 36", 42"

Credenzas

- H: 26" supporting or 29" surface-height
- D: 18", 24"
- W: 36", 42", 48", 54", 60", 66", 72", 78", 84"

Towers:

- H: 45", 53", 69"

ENVIRONMENT

- CARB compliant, made with only water-based, non-toxic low-emission adhesives
- Certified by MAS for minimal off-gassing
- Up to 75% recyclable at the end of its useful life
- 84% recycled content in a typical workstation (65.8% pre-consumer, 18.21% post-consumer)
- May contribute to LEED points

WARRANTY

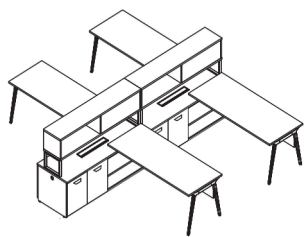
- Limited Lifetime Warranty
- Visit friant.com/warranty for more details

KEY FEATURES

- Mix and match desk system with a huge variety of storage options
- Free-standing design makes it perfect for private offices or open workspaces
- Compatible with our height-adjustable My-Hite tables and Interra frames
- Customize Dash storage by selecting any of our standard Friant laminate colors for case, top, and front
- Modern and professional styling, with leg and pull options to complete the look
- Diversity of credenzas, towers, and other storage options make it easy to create solutions that fit any needs

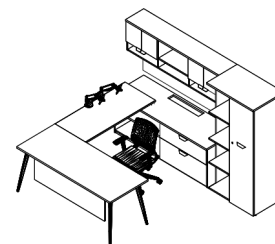
TYPICALS

Visit the [DRC](#) for more



6' x 6.5' Stations

- Shared credenzas, doors and shelves
- Resting tops with straight taper legs
- Shared hutches, open shelf and markerboard



9' x 9' Private Office

- Freestanding table with modesty and resting bridge
- Supporting credenza and tower
- Wall-mounted overhead and tackboard