

FRIANT

**DESIGN
SENSE
MEETS
BUSINESS
SENSE™**

NOVO



**AS THE PERFECT INTEGRATION OF FUNCTION AND DESIGN,
NOVO WILL BE THE FUTURE OF FRIANT. - PAUL FRIANT**

PANEL SYSTEMS
MONO-SEGMENTED

NOVO



Novo is a new type of system — based on a monolithic panel, we've integrated the segmented look that ships pre-assembled, for a great aesthetic quality without complex installation requirements. Mix and match fabric, whiteboard, perforated metal and glass.

Bypass additional labor and installation costs with pre-built segmented panels, including integrated whiteboard.

Design features include a slim base that runs flush with the panels, a variety of leg and worksurface designs, new storage and fresh Cloud White finish. Glass is available glazed or frameless.





Our newest system, Novo, combines the installation ease of monolithic panels with the design aesthetic of segmented panels, shipped pre-built from Friant.


DETAILS



Multi-finish segments shipped pre-built in one panel



Slim Base (available in metal or plastic)



Multiple Worksurface shapes


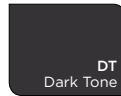


New leg designs



Updated storage designs

MATERIALS



Worksurfaces	Edges	Paint	Base	Worksurface End Panel
Light Maple	Light Maple	DT	DT	DT
Light Cherry	Light Cherry	MT	MT	MT
Medium Cherry	Medium Cherry	CW	CW	CW
Mahogany	Mahogany			
Light Mahogany	Light Mahogany			
Light Gray	LG			
White	White			
Gray Specks	Cloud White			
Cloud White	Espresso			
Espresso	BU			

See Systems finish card for available fabrics

FEATURES & BENEFITS

- Available as either monolithic or pre-built segmented panels
- Glass: Partial glazed/frameless
- Powered/non-powered panels
- Whiteboard, perforated metal, fabric and acoustical panels
- New support and worksurface designs
- 3 paint finishes and 36 fabrics
- Limited Lifetime Warranty to original owner

GENERAL DIMENSIONS

Monolithic Panels

H: 39", 47", 53", 67", 85"
D: 2"
W: 24", 30", 36", 42", 48"

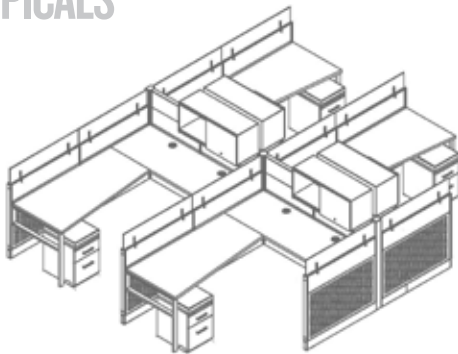
Monolithic Partial Glazed Panels

H: 53", 67", 85"
D: 2"
W: 24", 30", 36", 42", 48"

Segmented Panels

H: 39", 47", 53", 67", 85"
D: 2"
W: 24", 30", 36", 42", 48"

TYPICALS

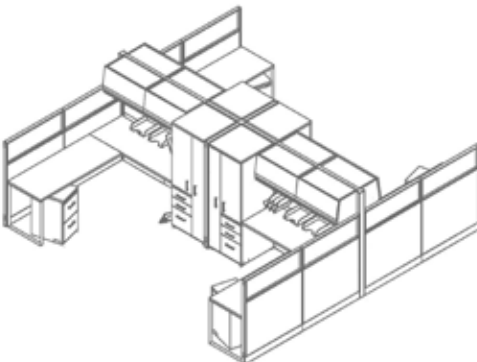


5.5X7, 37"/45"H DESIGN 2 WEDGE WORKSURFACE

- Perforated metal base segment
- Wedge worksurface
- Frameless glass
- Box/File mobile pedestal with cushion
- Upmount sliding overhead

\$6,091 LIST

per station, based on 4 pack



7X7, 53"/69"H MONOLITHIC TEAM

- Monolithic partial glazed panels
- File/File mobile pedestals
- Tower and pneumatic overhead

\$8,148 LIST

per station, based on 4 pack

ELECTRICAL/TECHNICAL

- Pre-installed 8-wire, 4 20-amp circuits, with easy connections
- Floor or ceiling connectivity
- Cable lay-in capability - 5" x 2.5" base with hinged base covers allow for large quantities of cables
- Upward of 20 Cat 5/6 cables in powered base, up to 75 cables in non-powered base

ENVIRONMENT

- Up to 45% recycled content (30% pre-consumer plus 15% post-consumer) in a typical configuration
- Up to 75% recyclable at the end of its useful life
- May contribute to LEED points